SAMANA

ROME 3



FLOOR PLANS

UNIT PLANS

FLOOR PLANS

FLOOR PLAN

GROUND FLOOR (RETAIL)

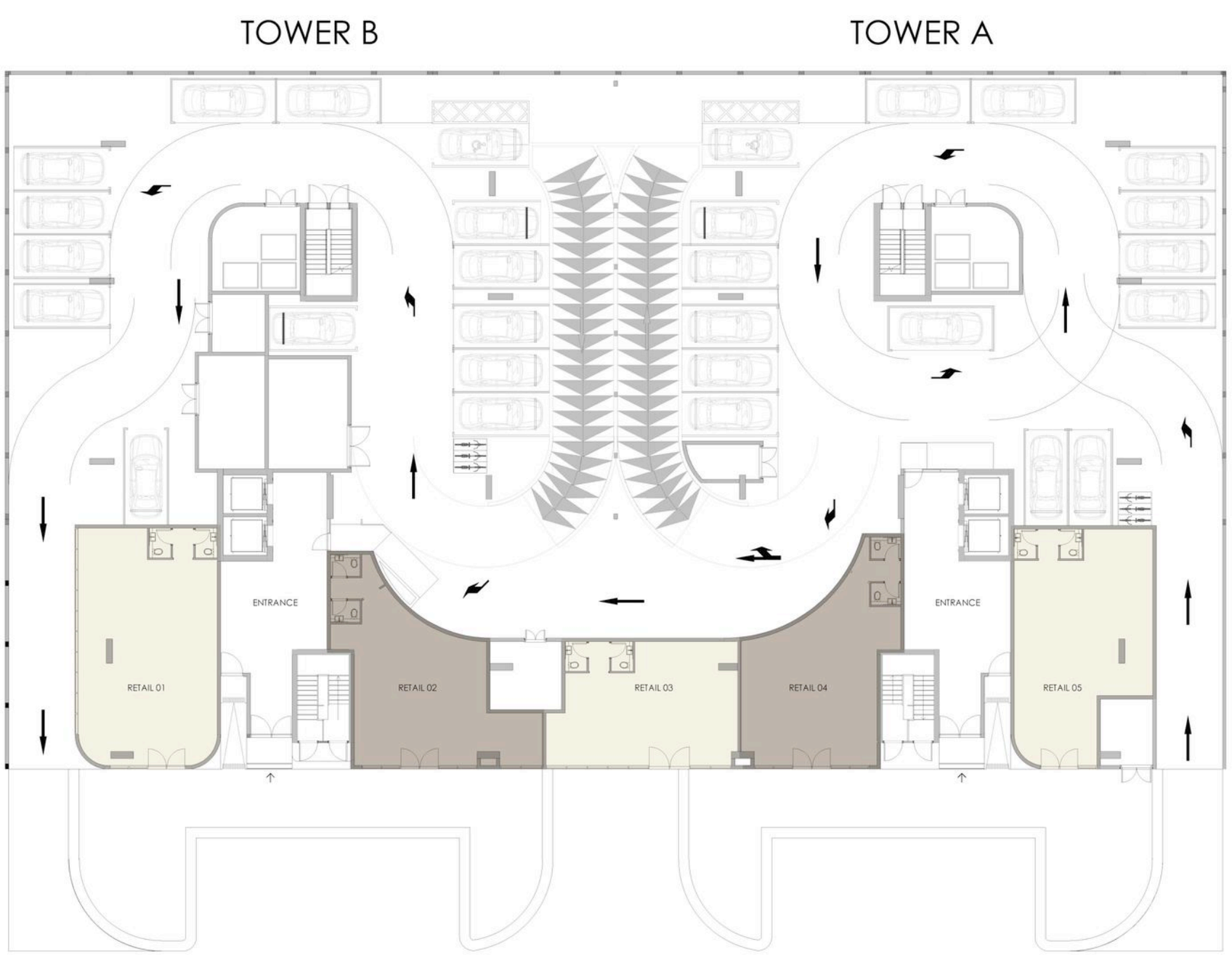

AL AIN - DUBAI ROAD

COMMUNITY VIEW

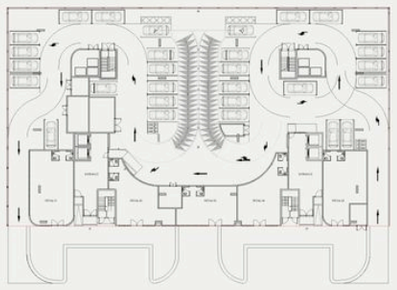

COMMUNITY VIEW

ROAD & COMMUNITY VIEW

KEY PLAN

N

Disclaimer:
1. All Areas have been provided by our consultant architects.
2. Actual suite area may vary from the stated area. Drawings not to scale. The developer reserves the right to make revisions.
3. Calculation of suite area is measured as the area bounded by the centre line of demising or partition walls separating one unit from another unit, the exterior face of all exterior walls, and the exterior face of the corridor wall enclosing the adjoining unit.
4. Calculation of balcony area is measured as the area bounded by the centre line of demising or partition walls separating one unit from another unit, the outmost face of the enclosing guard and the external face of the adjoining balcony.
5. The units are measured at typical floor in the building. Columns may vary in size depending on the floor level.
6. For each unit type, unit sizes and details might be slightly different. Please refer to the sales and purchase agreement for the actual size of each specific unit.

FLOOR PLAN

FIRST FLOOR (RESIDENTIAL)

1 BHK WITH MAID & STORE

1 BHK WITH STORE

2 BHK

2 BHK WITH STUDY

2 BHK WITH STORE

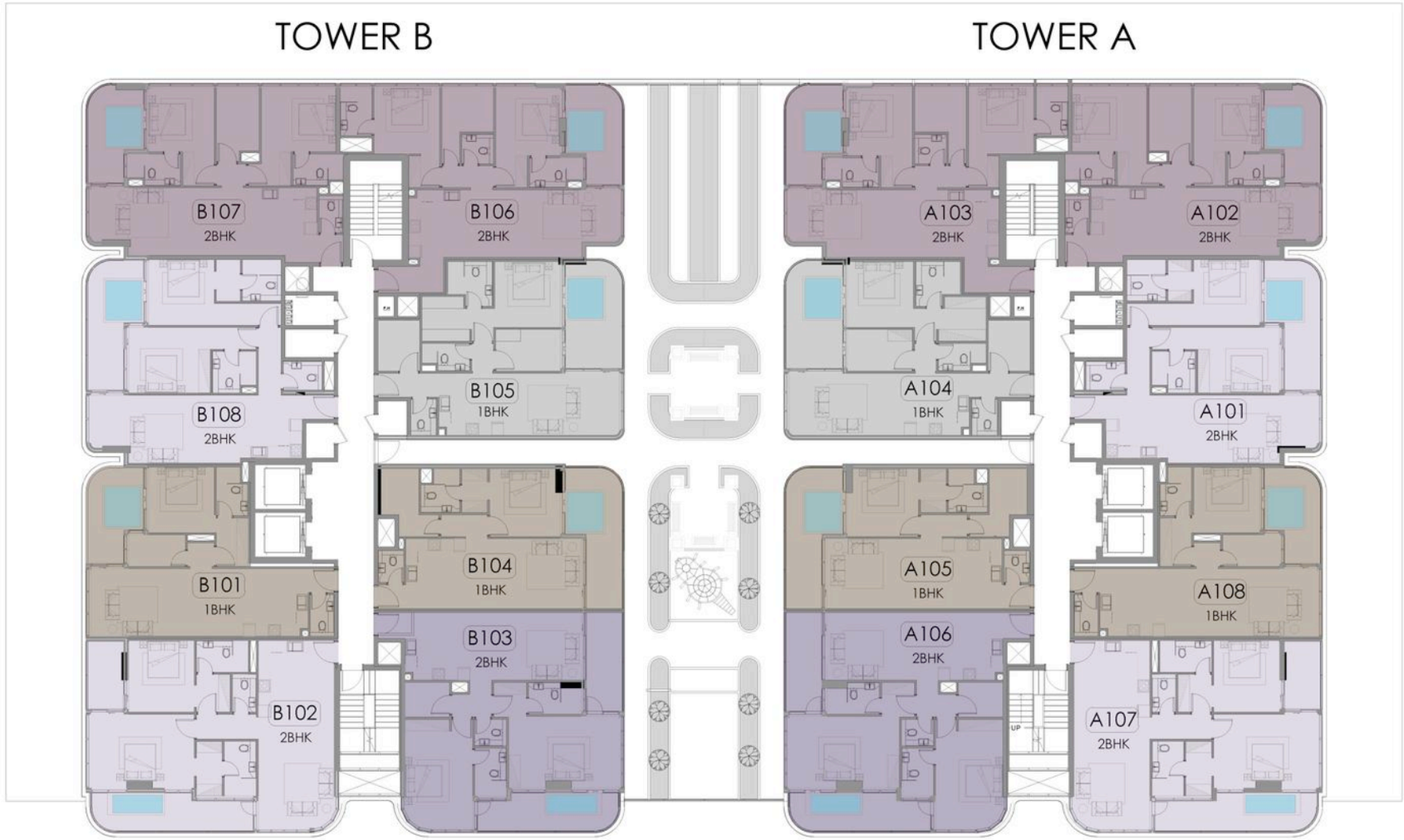

AL AIN - DUBAI ROAD



ROAD & COMMUNITY VIEW

KEY PLAN

N

Disclaimer:
1. All Areas have been provided by our consultant architects.
2. Actual suite area may vary from the stated area. Drawings not to scale. The developer reserves the right to make revisions.
3. Calculation of suite area is measured as the area bounded by the centre line of demising or partition walls separating one unit from another unit, the exterior face of all exterior walls, and the exterior face of the corridor wall enclosing the adjoining unit.
4. Calculation of balcony area is measured as the area bounded by the centre line of demising or partition walls separating one unit from another unit, the outmost face of the enclosing guard and the external face of the adjoining balcony.
5. The units are measured at typical floor in the building. Columns may vary in size depending on the floor level.
6. For each unit type, unit sizes and details might be slightly different. Please refer to the sales and purchase agreement for the actual size of each specific unit.

FLOOR PLAN

2nd-4th TYPICAL FLOOR (RESIDENTIAL)

1 BHK WITH STORE

2 BHK

2 BHK WITH STUDY

2 BHK WITH STORE

AL AIN - DUBAI ROAD



ROAD & COMMUNITY VIEW

KEY PLAN

N

Disclaimer:
1. All Areas have been provided by our consultant architects.
2. Actual suite area may vary from the stated area. Drawings not to scale. The developer reserves the right to make revisions.
3. Calculation of suite area is measured as the area bounded by the centre line of demising or partition walls separating one unit from another unit, the exterior face of all exterior walls, and the exterior face of the corridor wall enclosing the adjoining unit.
4. Calculation of balcony area is measured as the area bounded by the centre line of demising or partition walls separating one unit from another unit, the outmost face of the enclosing guard and the external face of the adjoining balcony.
5. The units are measured at typical floor in the building. Columns may vary in size depending on the floor level.
6. For each unit type, unit sizes and details might be slightly different. Please refer to the sales and purchase agreement for the actual size of each specific unit.

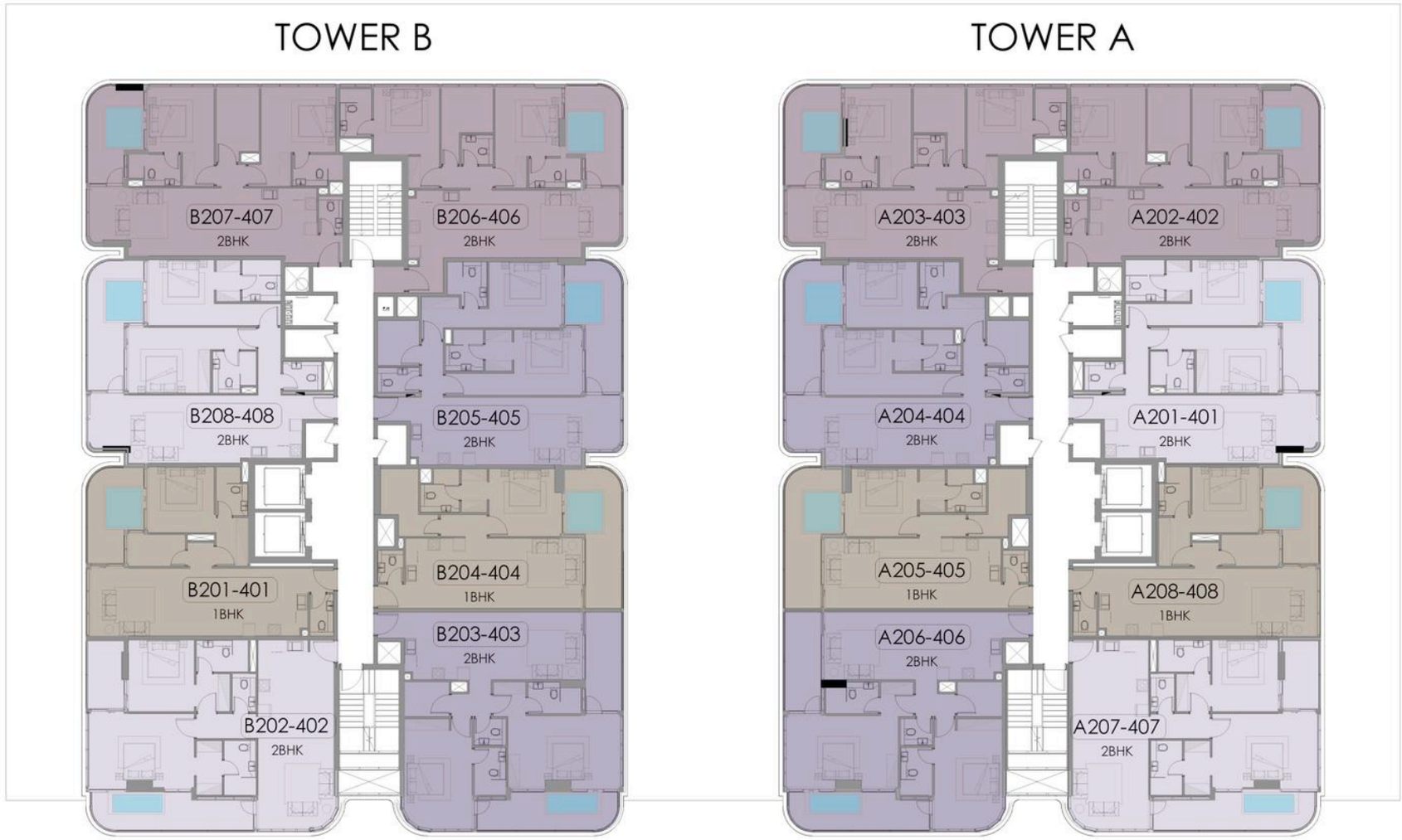

FLOOR PLAN

5th FLOOR (RESIDENTIAL)

1 BHK

1 BHK WITH STORE

2 BHK

2 BHK WITH STORE

AL AIN - DUBAI ROAD



ROAD & COMMUNITY VIEW

KEY PLAN

N

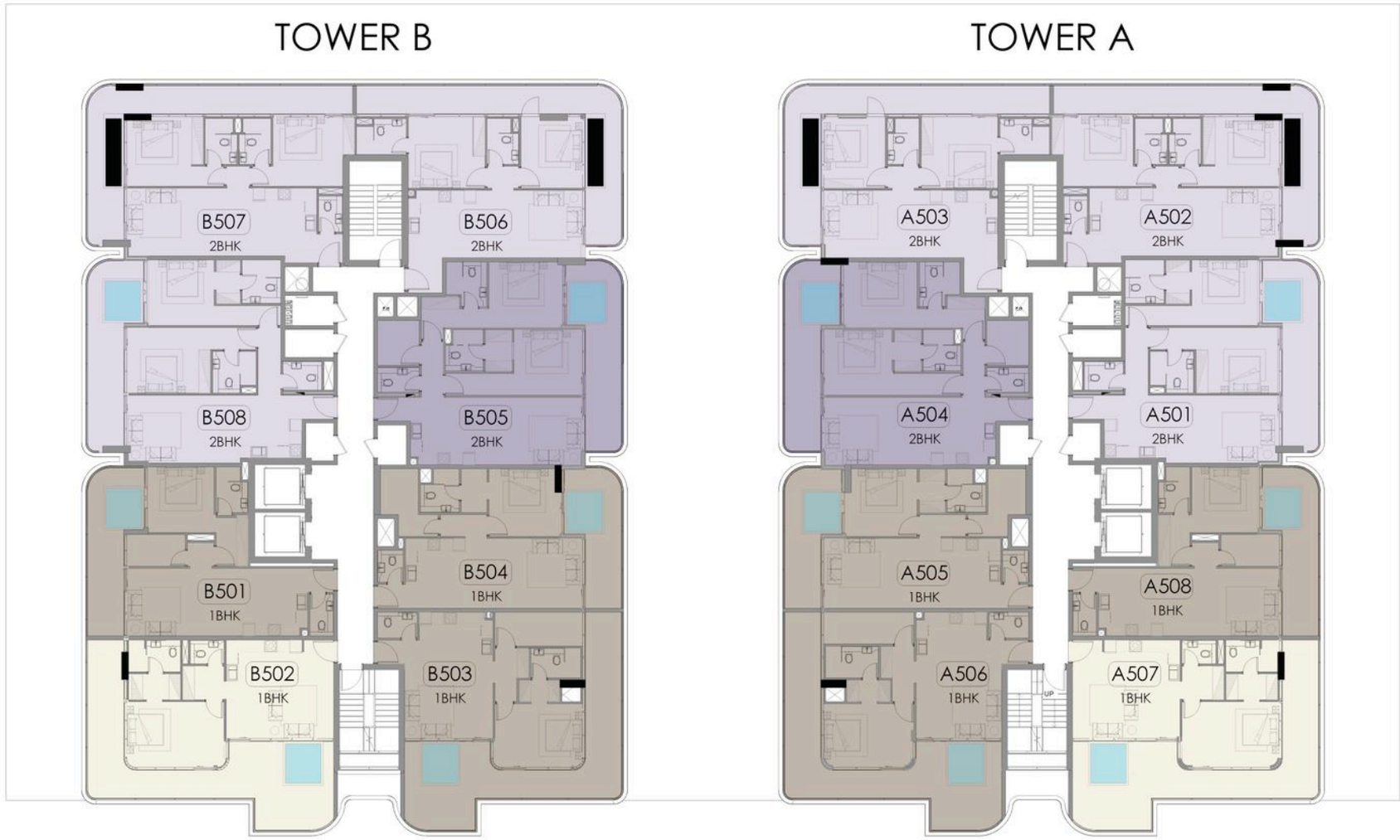

Disclaimer:
1. All Areas have been provided by our consultant architects.
2. Actual suite area may vary from the stated area. Drawings not to scale. The developer reserves the right to make revisions.
3. Calculation of suite area is measured as the area bounded by the centre line of demising or partition walls separating one unit from another unit, the exterior face of all exterior walls, and the exterior face of the corridor wall enclosing the adjoining unit.
4. Calculation of balcony area is measured as the area bounded by the centre line of demising or partition walls separating one unit from another unit, the outmost face of the enclosing guard and the external face of the adjoining balcony.
5. The units are measured at typical floor in the building. Columns may vary in size depending on the floor level.
6. For each unit type, unit sizes and details might be slightly different. Please refer to the sales and purchase agreement for the actual size of each specific unit.

UNIT PLANS

TOWER A | TOWER B

1 BEDROOM + POOL



5TH FLOOR KEYPLAN

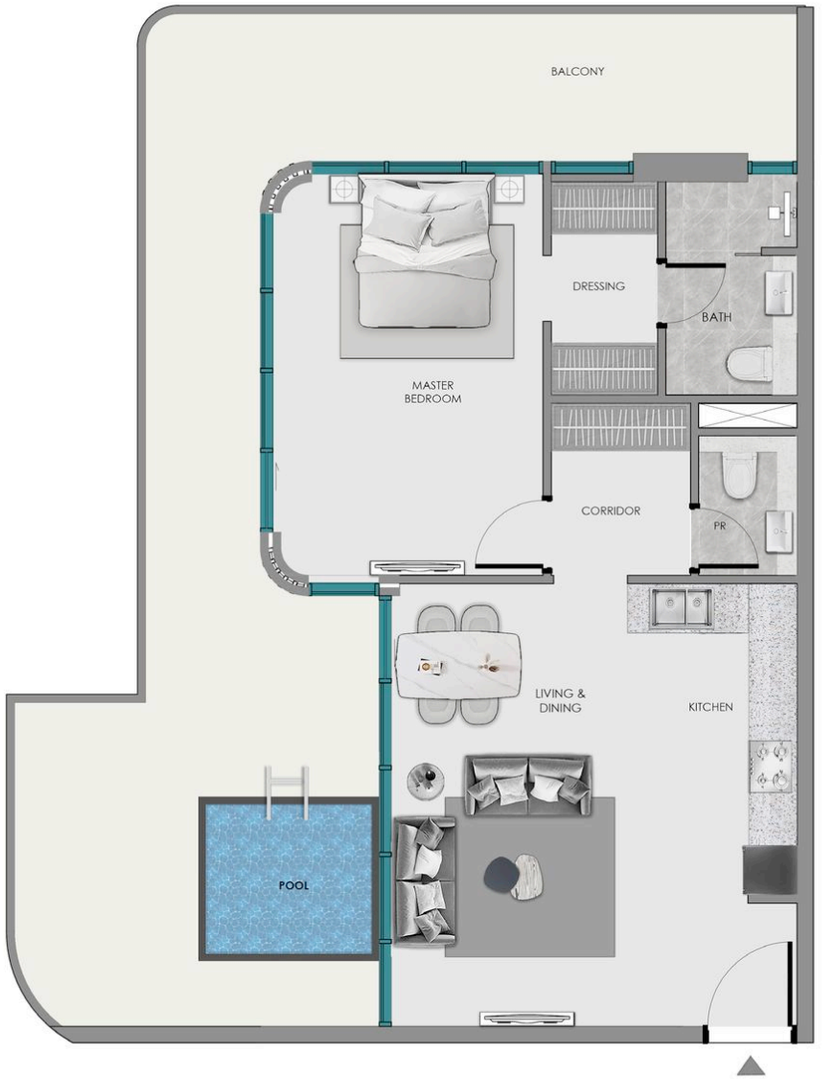

Disclaimer:

1. All room dimensions are measured to structural elements and exclude wall finishes and construction tolerances.
2. All dimensions have been provided by our consultant architects.
3. All materials, dimensions and drawings are approximate. Information is subject to change without notice.
4. Actual suite area may vary from the stated area. Drawings not to scale. The developer reserves the right to make revisions.
5. For each unit type, unit sizes and details might be slightly different. Please refer to the sales and purchase agreement for the actual size of each specific unit.
6. North direction as per the Keyplan

TOWER A | TOWER B

1 BEDROOM WITH STORE & MAID
+ POOL

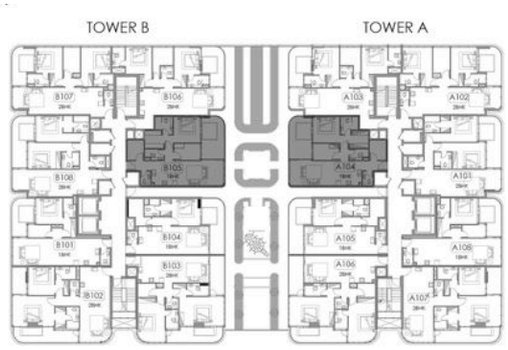

1ST FLOOR KEYPLAN

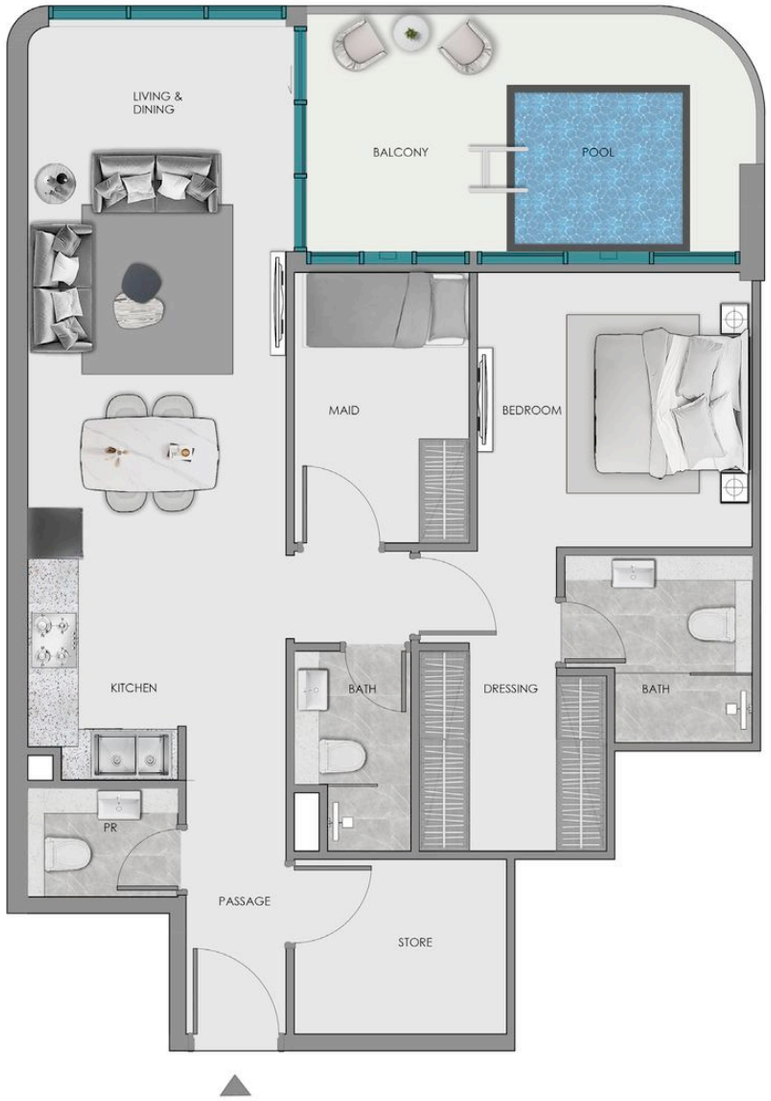

Disclaimer:

1. All room dimensions are measured to structural elements and exclude wall finishes and construction tolerances.
2. All dimensions have been provided by our consultant architects.
3. All materials, dimensions and drawings are approximate. Information is subject to change without notice.
4. Actual suite area may vary from the stated area. Drawings not to scale. The developer reserves the right to make revisions.
5. For each unit type, unit sizes and details might be slightly different. Please refer to the sales and purchase agreement for the actual size of each specific unit.
6. North direction as per the Keyplan

TOWER A

2 BEDROOM WITH STUDY + POOL

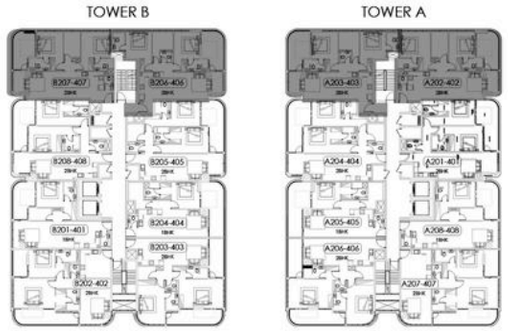

2ND - 4TH TYPICAL FLOOR KEYPLAN

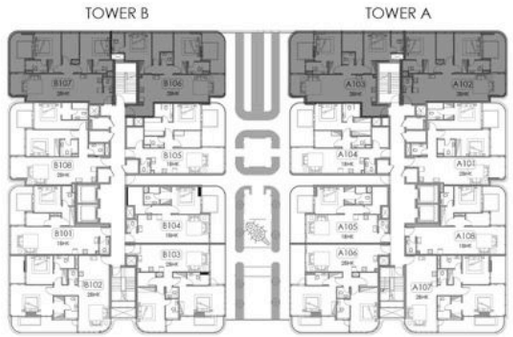

1ST FLOOR KEYPLAN

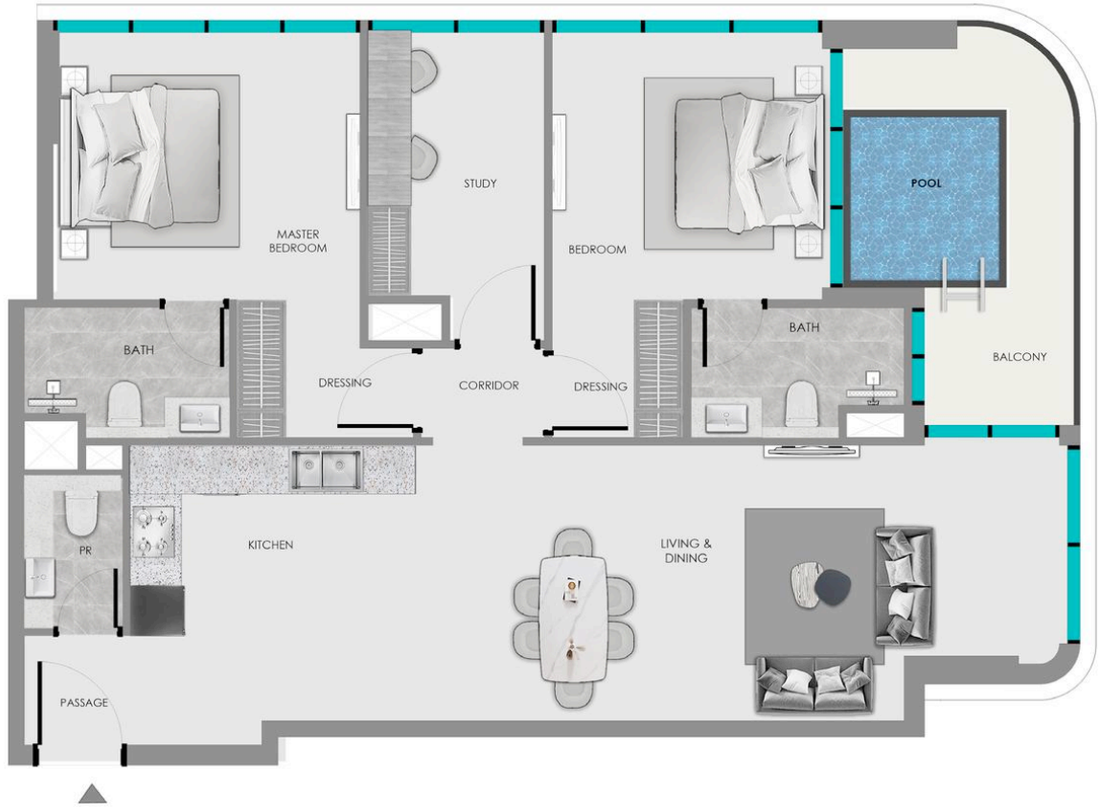

Disclaimer:

1. All room dimensions are measured to structural elements and exclude wall finishes and construction tolerances.
2. All dimensions have been provided by our consultant architects.
3. All materials, dimensions and drawings are approximate. Information is subject to change without notice.
4. Actual suite area may vary from the stated area. Drawings not to scale. The developer reserves the right to make revisions.
5. For each unit type, unit sizes and details might be slightly different. Please refer to the sales and purchase agreement for the actual size of each specific unit.
6. North direction as per the Keyplan

TOWER A | TOWER B

2 BEDROOM WITH STORE
+ POOL

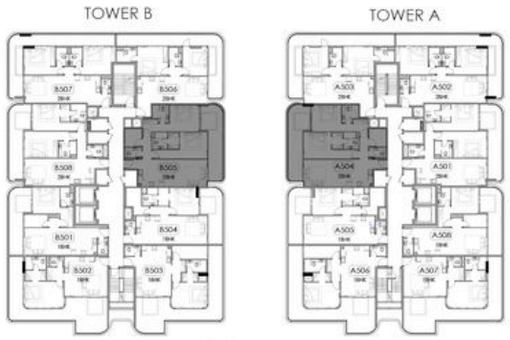

5TH FLOOR KEYPLAN

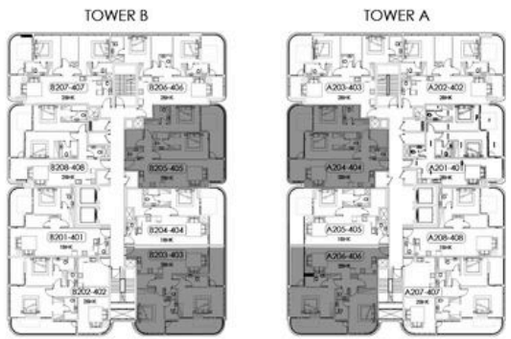

2ND - 4TH TYPICAL FLOOR KEYPLAN

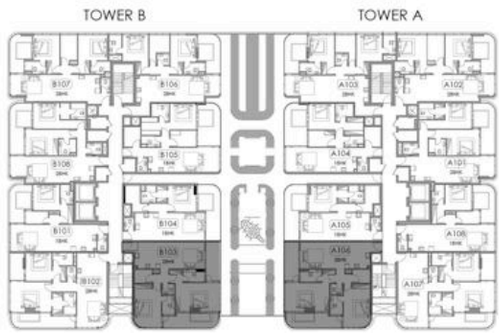

1ST FLOOR KEYPLAN

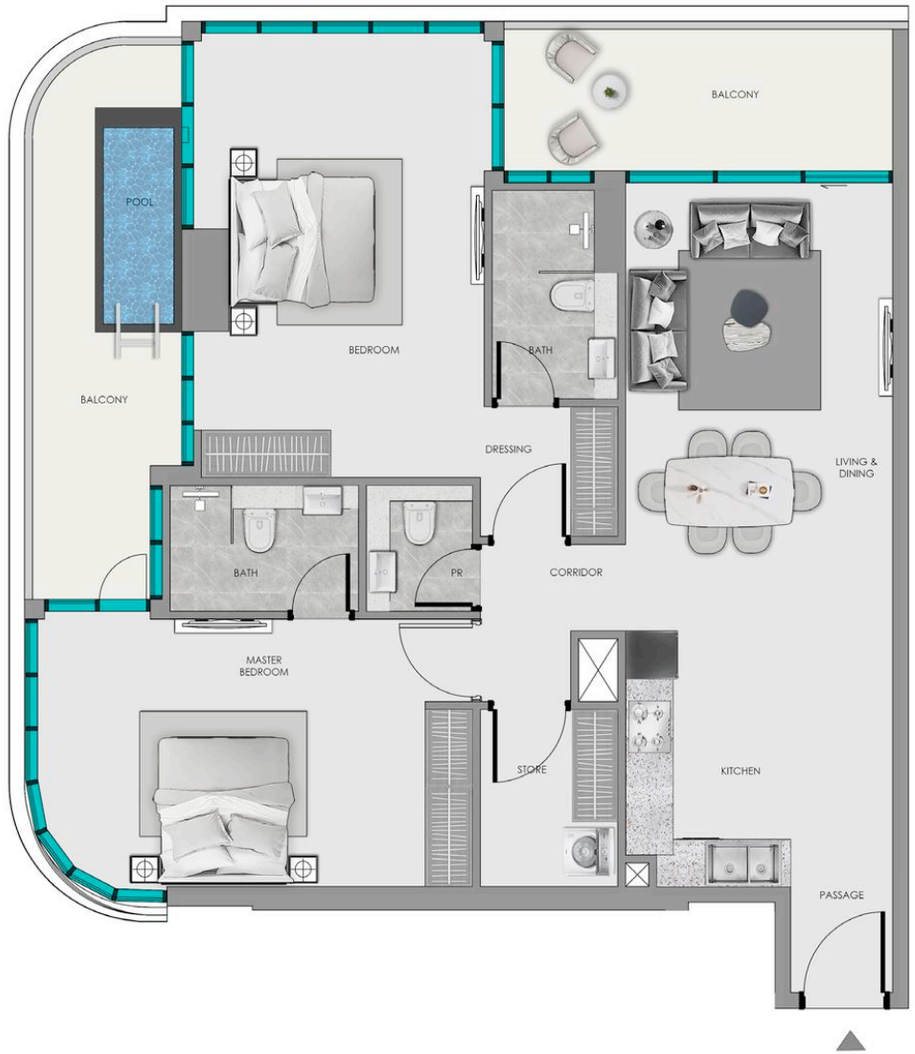

Disclaimer:

1. All room dimensions are measured to structural elements and exclude wall finishes and construction tolerances.
2. All dimensions have been provided by our consultant architects.
3. All materials, dimensions and drawings are approximate. Information is subject to change without notice.
4. Actual suite area may vary from the stated area. Drawings not to scale. The developer reserves the right to make revisions.
5. For each unit type, unit sizes and details might be slightly different. Please refer to the sales and purchase agreement for the actual size of each specific unit.
6. North direction as per the Keyplan


SAMANA
DEVELOPERS
800-SAMANA
SAMANADEVELOPERS.COM